



## National Arena Swimming League

League		EAST			Division			2			Round			3			Date Number			2					
Venue		Crook Log LC, Bexley									Date			10/12/2016			License number			38E162566					
LANE 1		LANE 2			LANE 3			LANE 4			LANE 5			LANE 6			LANE 7			LANE					
Shepway B		Beachfield			Horne Bay			THANET C			TONBRIDGE			White Oak			LARKFIELD								
PLACE		PLACE			PLACE			PLACE			PLACE			PLACE			PLACE			PLACE					
7		4			1			3			2			5			6			0					
POINTS		POINTS			POINTS			POINTS			POINTS			POINTS			POINTS			POINTS					
99		202			271			215			246			175			173			0					
EVENTS		TIME	PLACE	POINTS	TIME	PLACE	POINTS	TIME	PLACE	POINTS	TIME	PLACE	POINTS	TIME	PLACE	POINTS	TIME	PLACE	POINTS	TIME	PLACE	POINTS			
1	Ladies	Open	<b>200</b>																						
			2:47.89	5	3	0:00.00	0	0	2:31.49	1	7	2:36.19	3	5	2:35.66	2	6	2:45.69	4	4	2:59.54	6	2	0:00.00	0
			Reason for no points																						
Individual Medley																									
Phoebe Barrett																									
Polly Thomas																									
Georgia Miles																									
Anna Jameson																									
Holly Gordon																									
Leah Melvin																									
Siobhan Sinclair-Strong																									
Reason for no points																									
7.1																									
2	Mens	Open	<b>200</b>																						
			2:36.55	6	2	2:36.50	5	3	2:25.54	1	7	2:44.62	7	1	2:35.69	4	4	2:27.16	2	6	2:28.73	3	5	0:00.00	0
			Reason for no points																						
Individual Medley																									
Alastair Sanders																									
Charlie Johnson																									
Jordan Butler																									
Louis Spurgin																									
Ben Fitzsimons																									
Luke Melvin																									
Nick Rowe																									
Reason for no points																									
3	Girls	9/11 Years	<b>4 x 50m Freestyle Relay</b>																						
			2:29.39	5	3	2:35.72	7	1	2:22.66	3	5	2:20.18	2	6	2:17.68	1	7	2:27.39	4	4	2:30.78	6	2	0:00.00	0
			Reason for no points																						
4	Boys	9/11 Years	<b>4 x 50m Freestyle Relay</b>																						
			0:00.00	0		2:29.64	3	5	2:19.70	2	6	2:36.13	4	4	2:39.36	6	2	2:37.45	5	3	2:18.31	1	7	0:00.00	0
			Reason for no points																						
5	Girls	13/u	<b>4 x 50m Medley Relay</b>																						
			2:45.33	6	2	2:38.72	4	4	2:27.26	3	5	2:24.14	1	7	2:25.15	2	6	2:39.55	5	3	2:49.23	7	1	0:00.00	0
			Reason for no points																						
6	Boys	13/u	<b>4 x 50m Medley Relay</b>																						
			2:37.61	5	3	2:30.14	4	4	2:21.06	1	7	2:23.29	2	6	2:25.21	3	5	0:00.00	0	0	2:39.01	6	2	0:00.00	0
			Reason for no points																						
7	Girls	15/u	<b>4 x 50m Freestyle Relay</b>																						
			2:24.75	6	2	2:06.03	2	6	2:04.96	1	7	2:12.20	3	5	2:12.91	4	4	2:20.53	5	3	2:28.94	7	1	0:00.00	0
			Reason for no points																						
8	Boys	15/u	<b>4 x 50m Freestyle Relay</b>																						
			2:15.49	6	2	1:57.86	3	5	1:59.15	4	4	0:00.00	0	0	1:57.01	2	6	2:00.39	5	3	1:54.43	1	7	0:00.00	0
			Reason for no points																						
4.4																									
9	Ladies	Open	<b>4 x 50m Medley Relay</b>																						
			2:34.04	6	2	2:19.65	3	5	2:15.16	1	7	2:20.92	4	4	2:17.94	2	6	0:00.00	0	0	2:29.81	5	3	0:00.00	0
			Reason for no points																						
6.5																									
10	Mens	Open	<b>4 x 50m Medley Relay</b>																						
			2:13.08	6	2	2:08.23	4	4	2:08.18	3	5	2:17.20	7	1	2:04.34	2	6	2:01.87	1	7	2:10.32	5	3	0:00.00	0
			Reason for no points																						
11	Girls	10/11 Years	<b>50m Backstroke</b>																						
			0:41.26	3	5	0:45.70	7	1	0:42.95	4	4	0:40.59	2	6	0:38.57	1	7	0:43.56	5	3	0:43.99	6	2	0:00.00	0
			Reason for no points																						
Ema Calvo																									
Kirstie Foster																									
Keira Twyman																									
Anika Ganesaratnam																									
Caitlin Ebbage																									
Emma Huxley																									
Jessica Bonner																									
12	Boys	10/11 Years	<b>50m Backstroke</b>																						
			0:44.42	5	3	0:39.96	3	5	0:40.19	4	4	0:39.79	2	6	0:45.28	6	2	0:48.36	7	1	0:37.79	1	7	0:00.00	0
			Reason for no points																						
Issac Edwards																									
William Fitzpatrick																									
Frederick Evans																									
Ashton Gifford-Groves																									
Charlie Thorne																									
Maksim Dolgov																									
Finley Courtier																									
13	Girls	13/U	<b>100m Breaststroke</b>																						
			1:44.84	7	1	1:44.48	6	2	1:27.03	2	6	1:24.51	1	7	1:27.67	3	5	1:38.20	5	3	1:33.59	4	4	0:00.00	0
			Reason for no points																						
Eleanor Priestley																									
Grace Dolman																									
Tilly Compton																									
Maddison Lay																									
Elle Nihwal																									
Louise Coquillard																									
Mia Cotton																									
14	Boys	13/U	<b>100m Breaststroke</b>																						
			1:34.32	4	4	1:20.00	1	7	1:21.20	2	6	1:31.70	3	5	1:34.56	5	3	0:00.00	0	0	1:38.17	6	2	0:00.00	0
			Reason for no points																						
Marcus Williamson																									
Brandon Harris																									
Ethan Sales																									
Jerry Sykes																									
Toby Henbest																									
Ashwin Knight																									
15	Girls	15/U	<b>100m Backstroke</b>																						
			1:27.53	7	1	1:13.02	2	6	1:19.46	3	5	1:10.91	1	7	1:27.43	6	2	1:20.52	4	4	1:25.89	5	3	0:00.00	0
			Reason for no points																						
Madeleine Pettit																									
Lois Duchesne																									
Lacey Compton																									
Anna Jameson																									
Olivia Harris																									
Sophie Huxley																									
Hannah Knight																									
16	Boys	15/U	<b>100m Backstroke</b>																						
			1:23.43	7	1	1:14.76	5	3	1:12.40	3	5	1:11.93	2	6	1:19.78	6	2	1:13.30	4	4	1:11.46	1	7	0:00.00	0
			Reason for no points																						
Xavier Gonsalves																									
Robert Winch																									
Adam Miles																									
Drew Noakes																									
Alexander Boule																									
Rowan Burford																									
Zachary Cotton																									
17	Ladies	Open	<b>100m Butterfly</b>																						
			1:20.96	5	3	1:16.01	4	4	1:12.81	2	6	1:21.97	6	2	1:12.70	1	7	1:13.26	3	5	1:24.11	7	1	0:00.00	0
			Reason for no points																						
Phoebe Barrett																									
Jodie Mitchell																									
Georgia Miles																									
Jennifer Emanuel																									
Holly Gordon																									
Leah Melvin																									
Hannah Kemp																									
18	Mens	Open	<b>100m Butterfly</b>																						
			1:07.36	4	4	1:09.76	5	3	1:03.62	1	7	1:15.05	7	1	1:13.81	6	2	1:04.03	2	6	1:06.18	3	5	0:00.00	0
			Reason for no points																						
Josh Bungay																									
Oliver Durrant																									
Jordan Butler																									
Louis Spurgin																									
Reece Bohnstedt-Armit																									
Luke Melvin																									
Nick Rowe																									
19	Girls	10/11 Years	<b>50m Butterfly</b>																						
			0:45.08	7	1	0:40.76	5	3	0:37.50	3	5	0:36.97	2	6	0:35.58	1	7	0:37.74	4	4	0:41.96	6	2	0:00.00	0
			Reason for no points																						
Sandra Vroemen																									
Kayla Moerman																									
Scarlett Langford																									
Lola Sutton																									
Erin Nisbet																									
Freya Bromhead																									
Hannah Shibil																									
20	Boys	10/11 Years	<b>50m Butterfly</b>																						
			0:48.37	7	1	0:42.69	2	6	0:38.44	1	7	0:44.62	5	3	0:48.08	6	2	0:42.81	3	5	0:43.40	4	4	0:00.00	0
			Reason for no points																						
Issac Edwards																									
Freddie Dolman																									
Max Fordyce																									
Zack Connor																									
Oscar Thatcher																									
Jack Eagle																									
Jacob Payne																									
21	Girls	13/u	<b>100m Backstroke</b>																						
			1:27.51	7	1	1:12.97	2	6	1:23.37	4	4	1:19.96	3	5	1:11.16	1	7	1:23.44	5	3	1:26.33	6	2	0:00.00	0
			Reason for no points																						
Charlotte Lanceley																									
Lois Duchesne																									
Hana Allen																									
Stephanie Pantell																									
Caitlin Ebbage																									
Lucy Beckley																									
Kajal Knight																									
			<b>100m Backstroke</b>																						
			1:24.89	6	2	1:10.27	1	7	1:15.48	4	4	1:15.63	5	3	1:14.65	3	5	1:14.18	2	6	1:28.68	7	1	0:00.00	0
			Reason for no points																						




DEFAULT POINTS TOTALS: 8 LANE 1900, 7 LANE 1400  
 OVERALL POINTS TOTAL: 1381  
 DOLLAR SIGNS ETC WILL CHANGE THESE FIGURES



# National Arena Swimming League

League	EAST			Division	2			Round	3			Date Number	2							
Venue	Crook Log LC, Bexley												Date	10/12/2016			License number	3SE162566		
LANE 1	LANE 2		LANE 3		LANE 4		LANE 5		LANE 6		LANE 7		LANE							
Shepway B	Beachfield		Horne Bay		THANET C		TONBRIDGE		White Oak		LARKFIELD									
PLACE <u>7</u>	PLACE <u>4</u>		PLACE <u>1</u>		PLACE <u>3</u>		PLACE <u>2</u>		PLACE <u>5</u>		PLACE <u>6</u>		PLACE							
POINTS <b>99</b>	POINTS <b>202</b>		POINTS <b>271</b>		POINTS <b>215</b>		POINTS <b>246</b>		POINTS <b>175</b>		POINTS <b>173</b>		POINTS <b>0</b>							

EVENTS			TIME	PLACE	POINTS	TIME	PLACE	POINTS	TIME	PLACE	POINTS	TIME	PLACE	POINTS	TIME	PLACE	POINTS											
22	Boys	13/u	Reason for no points																									
23	Girls	15/u	100m Butterfly			1:37.42	7	1	1:19.82	3	5	1:27.43	5	3	1:12.95	1	7	1:13.87	2	6	1:26.55	4	4	1:28.30	6	2	0:00.00	0
			Reason for no points																									
24	Boys	15/u	100m Butterfly			1:33.83	7	1	1:09.77	1	7	1:13.32	3	5	1:14.84	5	3	1:16.49	6	2	1:10.91	2	6	1:14.42	4	4	0:00.00	0
			Reason for no points																									
25	Ladies	Open	100m Backstroke			1:39.53	7	1	1:18.75	5	3	1:09.73	2	6	1:18.33	4	4	1:08.69	1	7	1:17.81	3	5	1:24.36	6	2	0:00.00	0
			Reason for no points																									
26	Mens	Open	100m Backstroke			1:12.94	6	2	1:13.36	7	1	1:04.01	2	6	1:12.86	5	3	1:12.60	4	4	1:03.65	1	7	1:10.00	3	5	0:00.00	0
			Reason for no points																									
27	Girls	10/11 Years	50m Breaststroke			0:47.95	5	3	0:50.31	7	1	0:42.65	2	6	0:45.98	3	5	0:40.94	1	7	0:47.13	4	4	0:49.31	6	2	0:00.00	0
			Reason for no points																									
28	Boys	10/11 Years	50m Breaststroke			0:59.74	7	1	0:46.19	4	4	0:42.53	3	5	0:42.08	2	6	0:52.12	6	2	0:49.47	5	3	0:42.06	1	7	0:00.00	0
			Reason for no points																									
29	Girls	13/u	100m Butterfly			1:39.36	6	2	1:33.98	5	3	1:19.34	1	7	1:19.80	2	6	1:24.60	3	5	1:25.32	4	4	1:41.79	7	1	0:00.00	0
			Reason for no points																									
30	Boys	13/u	100m Butterfly			1:33.32	5	3	1:25.39	4	4	1:20.62	3	5	1:16.80	1	7	1:16.83	2	6	0:00.00	0	0	1:35.27	6	2	0:00.00	0
			Reason for no points																									
31	Girls	15/u	100m Freestyle			1:18.31	6	2	1:04.86	1	7	1:06.94	3	5	1:07.76	4	4	1:05.87	2	6	1:13.71	5	3	1:26.64	7	1	0:00.00	0
			Reason for no points																									
32	Boys	15/u	100m Freestyle			1:17.34	7	1	1:00.60	1	7	1:05.53	5	3	1:06.31	6	2	1:04.39	2	6	1:04.42	3	5	1:04.67	4	4	0:00.00	0
			Reason for no points																									
33	Ladies	Open	100m Breaststroke			1:38.00	6	2	1:30.70	5	3	1:20.53	1	7	1:27.68	3	5	1:26.74	2	6	0:00.00	0	0	1:28.50	4	4	0:00.00	0
			Reason for no points																									
34	Mens	Open	100m Breaststroke			1:22.96	3	5	1:24.12	5	3	1:23.04	4	4	1:28.35	7	1	1:10.17	1	7	1:25.35	6	2	1:22.94	2	6	0:00.00	0
			Reason for no points																									
35	Girls	10/11 Years	50m Freestyle			0:38.61	7	1	0:37.82	6	2	0:35.16	3	5	0:35.60	5	3	0:30.55	1	7	0:35.59	4	4	0:35.01	2	6	0:00.00	0
			Reason for no points																									
36	Boys	10/11 Years	50m Freestyle			0:40.43	7	1	0:34.57	1	7	0:35.60	2	6	0:39.66	6	2	0:38.99	5	3	0:38.35	4	4	0:37.48	3	5	0:00.00	0
			Reason for no points																									
37	Girls	13/u	100m Freestyle			1:19.77	6	2	1:14.42	5	3	1:09.04	1	7	1:11.29	3	5	1:10.76	2	6	1:23.11	7	1	1:11.87	4	4	0:00.00	0
			Reason for no points																									
38	Boys	13/u	100m Freestyle			1:16.52	5	3	1:20.21	6	2	1:09.37	2	6	1:06.99	1	7	1:10.26	3	5	0:00.00	0	0	1:15.88	4	4	0:00.00	0
			Reason for no points																									
39	Girls	15/u	100m Breaststroke			1:42.24	6	2	0:00.00	0	0	1:29.14	2	6	1:27.25	1	7	1:30.75	3	5	1:34.40	5	3	1:32.93	4	4	0:00.00	0
			Reason for no points																									
40	Boys	15/u	100m Breaststroke			1:36.02	7	1	1:19.87	2	6	1:21.57	3	5	1:30.81	5	3	1:23.87	4	4	1:35.27	6	2	1:18.47	1	7	0:00.00	0
			Reason for no points																									

NASL.2016.V2			National Arena Swimming League																								
  			League	EAST			Division	2			Round	3			Club Number	2											
Venue			Crook Log LC, Bexley									Date			10/12/2016			License number			3SE162566						
DEFAULT POINTS TOTALS 8 LANE 1800 7 LANE 1400			DGA, TES ETC WILL CHANGE THESE FIGURES OVERALL POINTS TOTAL <b>1381</b>			LANE 1	LANE 2	LANE 3	LANE 4	LANE 5	LANE 6	LANE 7	LANE 8	PLACE	POINTS	POINTS	POINTS	POINTS	POINTS	POINTS	POINTS	POINTS	POINTS				
						Shepway B	Beachfield	Herne Bay	THANET C	TONBRIDGE	White Oak	LARKFIELD		7	4	1	3	2	5	6		0					
						99	202	271	215	246	175	173															
EVENTS			TIME	PLACE	POINTS	TIME	PLACE	POINTS	TIME	PLACE	POINTS	TIME	PLACE	POINTS	TIME	PLACE	POINTS	TIME	PLACE	POINTS	TIME	PLACE	POINTS				
41	Ladies	Open	100m Freestyle	1:08.56	5	3	1:02.97	1	7	1:05.74	2	6	1:11.22	6	2	1:08.06	4	4	1:05.84	3	5	0:00.00	0	0	0:00.00	0	0
			Reason for no points																								
42	Mens	Open	100m Freestyle	1:02.69	4	4	0:57.65	2	6	1:08.63	6	2	0:00.00	0	0	1:02.12	3	5	0:52.93	1	7	1:02.81	5	3	0:00.00	0	0
			Reason for no points																								
43	Girls	9 /11 Years	4 x 50m Medley Relay	2:54.29	6	2	3:07.70	7	1	2:50.38	3	5	2:44.35	2	6	2:37.56	1	7	2:51.12	4	4	2:52.76	5	3	0:00.00	0	0
			Reason for no points																								
44	Boys	9 /11 Years	4 x 50m Medley Relay	0:00.00	0	0	0:00.00	0	0	2:43.57	1	7	3:07.70	4	4	3:09.83	5	3	3:03.03	3	5	2:45.05	2	6	0:00.00	0	0
			Reason for no points	6,3,6,5																							
45	Girls	13/u	4 x 50m Freestyle Relay	2:28.64	7	1	2:26.05	6	2	2:10.32	2	6	2:10.06	1	7	2:12.45	3	5	2:21.24	4	4	2:21.26	5	3	0:00.00	0	0
			Reason for no points																								
46	Boys	13/u	4 x 50m Freestyle Relay	2:17.71	4	4	2:17.94	5	3	2:06.60	1	7	2:10.07	2	6	2:14.25	3	5	0:00.00	0	0	2:23.04	6	2	0:00.00	0	0
			Reason for no points																								
47	Girls	15/u	4 x 50m Medley Relay	0:00.00	0	0	2:22.44	1	7	2:31.97	4	4	2:28.69	2	6	2:30.96	3	5	2:36.87	5	3	2:47.88	6	2	0:00.00	0	0
			Reason for no points	10,11																							
48	Boys	15/u	4 x 50m Medley Relay	0:00.00	0	0	2:14.24	2	6	2:18.86	4	4	0:00.00	0	0	2:14.89	3	5	2:20.64	5	3	2:09.83	1	7	0:00.00	0	0
			Reason for no points	3																							
49	Ladies	Open	6 x 50m Freestyle Relay	3:31.72	7	1	3:03.17	1	7	3:06.72	2	6	3:13.59	3	5	3:14.59	4	4	3:18.82	5	3	3:28.00	6	2	0:00.00	0	0
			Reason for no points																								
50	Mens	Open	6 x 50m Freestyle Relay	3:01.76	6	2	2:51.87	3	5	2:54.18	4	4	3:00.89	5	3	2:46.89	2	6	2:42.21	1	7	3:01.76	6	2	0:00.00	0	0
			Reason for no points																								
<b>TOTALS OF ALL PLACES PER CLUB</b>			1st			1st	9		1st	12		1st	8		1st	10		1st	4		1st	7		1st			
			2nd			2nd	7		2nd	13		2nd	11		2nd	12		2nd	4		2nd	3		2nd			
			3rd	2		3rd	6		3rd	13		3rd	8		3rd	11		3rd	6		3rd	4		3rd			
			4th	4		4th	6		4th	9		4th	5		4th	6		4th	12		4th	8		4th			
			5th	9		5th	10		5th	2		5th	7		5th	3		5th	13		5th	6		5th			
			6th	15		6th	4		6th	1		6th	4		6th	8		6th	2		6th	15		6th			
			7th	16		7th	5		7th			7th	4		7th			7th	2		7th	6		7th			
			8th			8th			8th			8th			8th			8th			8th			8th			
						Shepway B	Beachfield	Herne Bay	THANET C	TONBRIDGE	White Oak	LARKFIELD															
POINTS AT EVENT 10			21	37	60	39	52	33	33																		
POINTS AT EVENT 18			43	68	103	79	82	59	64																		
POINTS AT EVENT 26			53	106	143	113	122	99	86																		
POINTS AT EVENT 34			72	138	185	149	167	120	113																		
POINTS AT EVENT 42			89	171	228	178	206	146	146																		